BANCO CENTRAL DE TIMOR-LESTE (BCTL)
Avenida Xavier do Amaral

NO.09 P.O.BOX 59
Posto Administrativo Nain Feto
Suco Gricenfor, Aldeia Formosa
Tel: [+670] 3313 718 / Fax: [...] 3313 716

Síntese de informação cambial e financeira

26-Nov-26

O dólar norte-americano (USD) é a moeda oficial de Timor Leste e por isso todos os pagamentos e transacções efectuadas no território nacional devem ser realizadas nesta moeda. Os bancos comerciais que operam no país definem eles próprios e de acordo com os seus critérios as taxas de câmbio que praticam nas operações que envolvem outras moedas, devendo as taxas aqui publicadas ser consideradas apenas como indicativas. O Banco Central publica este boletim com várias informações financeiras obtidas de fontes internacionais credíveis como parte do seu serviço ao público. Embora tenham sido desenvolvidos todos os esforços para apresentar dados correctos, nem o Banco Central nem o seu pessoal podem ser responsabilizados por eventuais perdas e danos resultantes da utilização desta informação. ATENÇÃO À MUDANÇA DA FONTE DAS TAXAS DE CÂMBIO E OUTRAS, QUE PASSOU A SER, A PARTIR DE 1/SET/05, WWW.BLOOMBERG.COM

	Hoje (T)	anterior	T - 1 semana	T - 1 mês
*AUD / USD **	*0.6627*	*0.6631*	*0.6740*	*0.7014*
*Euro /USD **	*1.0970*	*1.0963*	*1.0995*	*1.1235*
USD / IDR**	*18,332.0*	*18,230.0*	*18,256.0*	*18,060.0*
USD /SGD**	*1.2901*	*1.2894*	*1.2885*	*1.2769*
USD/THB**	*34.055*	*33.952*	*33.837*	*33.740*
USD / JPY**	*159.210*	*159.29*	*159.48*	*156.41*

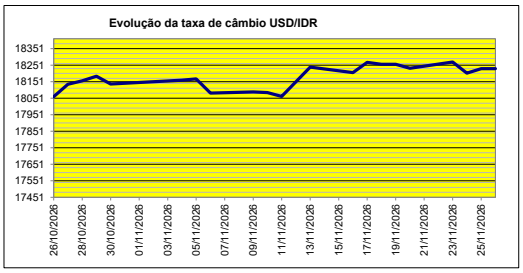

Nota: uma subida no gráfico corresponde a uma valorização do USD face à Rupiah

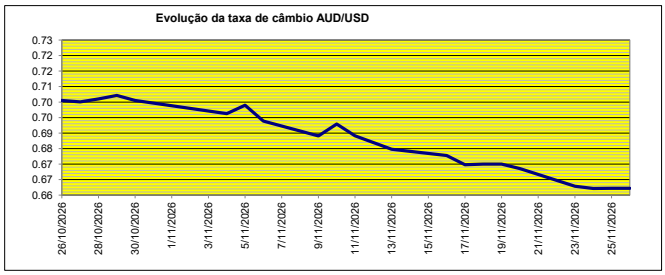

Nota: Uma subida no gráfico corresponde a uma valorização do USD face ao AUD

Taxas de câmbio actuais; 9.00h (Timor)

(A) moeda (1)	US$ 1=		(B) moeda (2)	equivalente em USD
Austrália, Dolar (AUD)	1.5090		Austrália, Dolar (AUD)	0.66270
New Zealand Dolar	1.8232		New Zealand Dolar	0.54850
Zona Euro, Euro (EUR)	0.9116		Zona Euro, Euro (EUR)	1.09700
British Pound (GBP)	0.7627		British Pound (GBP)	1.31110
Indonésia, Rupia (IDR)	18,332		Indonésia, Rupia (IDR)	0.00005
Hong Kong, Dolar (HKD)	7.8388		Hong Kong, Dolar (HKD)	0.12757
Japão, Yen (JPY)	159.21		Japão, Yen (JPY)	0.00628
Malásia, Ringitt (MYR)	4.1195		Malásia, Ringitt (MYR)	0.24275
Filipinas, Peso (PHP)	63.673		Filipinas, Peso (PHP)	0.01571
Singapura, Dolar (SGD)	1.2901		Singapura, Dolar (SGD)	0.77513
Coreia do Sul, Won (KRW)	1,344.6		Coreia do Sul, Won (KRW)	0.00074
Tailândia, Baht (THB)	34.055		Tailândia, Baht (THB)	0.02936
Vietnamese, Dong (VND)	25,808.6		Vietnamese, Dong (VND)	0.00004
Chinese Yuan Renminbi (CNY)	6.667		Chinese Yuan Renminbi (CNY)	0.14998
Angolan Kwanza (AOA)	912.20		Angolan Kwanza (AOA)	0.00110
Brazilian Real (BRL)	5.8755		Brazilian Real (BRL)	0.17020
Brunei Dollar (BND)	1.2908		Brunei Dollar (BND)	0.77473
Cambodian Riel (KHR)	4,007.5		Cambodian Riel (KHR)	0.00025
Laotian Kip (LAK)	22,209.7		Laotian Kip (LAK)	0.00005
Mozambique New Metical (MZN)	63.200		Mozambique New Metical (MZN)	0.01582
Myanmar Kyat (MMK)	2,095.0		Myanmar Kyat (MMK)	0.00048
South African Rand (ZAR)	17.601		South African Rand (ZAR)	0.05681
Swiss Franc (CHF)	0.8328		Swiss Franc (CHF)	1.20077
Fiji Dollar (FJD)	2.2900		Fiji Dollar (FJD)	0.43668

Nota: estes câmbios são o inverso dos da coluna (A)

BANCO CENTRAL DE TIMOR-LESTE (BCTL)
Avenida Xavier do Amaral
NO.09 P.O.BOX 59
Posto Administrativo Nain Feto
Suco Gricenfor, Aldeia Formosa
Tel: [+670] 3313 718 / Fax: [...] 3313 716

Síntese de informação cambial e financeira

26-Nov-26

O dólar norte-americano (USD) é a moeda oficial de Timor Leste e por isso todos os pagamentos e transacções efectuadas no território nacional devem ser realizadas nesta moeda. Os bancos comerciais que operam no país definem eles próprios e de acordo com os seus critérios as taxas de câmbio que praticam nas operações que envolvem outras moedas, devendo as taxas aqui publicadas ser consideradas apenas como indicativas. O Banco Central publica este boletim com várias informações financeiras obtidas de fontes internacionais credíveis como parte do seu serviço ao público. Embora tenham sido desenvolvidos todos os esforços para apresentar dados correctos, nem o Banco Central nem o seu pessoal podem ser responsabilizados por eventuais perdas e danos resultantes da utilização desta informação. ATENÇÃO À MUDANÇA DA FONTE DAS TAXAS DE CÂMBIO E OUTRAS, QUE PASSOU A SER, A PARTIR DE 1/SET/05, WWW.BLOOMBERG.COM

Índices correntes das Bolsas

26 de Novemro de 2026 (fecho do dia)

Indicador	*Valor*	*variação*
Dow Jones (EUA)	50,182.95	164.25
NASDAQ (EUA)	23,585.80	-147.74
FTSE 100 (GB)	10,426.94	-40.13
Nikkei (Jap)	57,011.62	-1,633.01
Hang Seng (H.Kong)	21,966.01	-254
Austrália	8,720.80	36.80
Jakarta	5,197.61	-43.98
Singapura	4,930.83	-28.04

Taxas de juro , %; actualizado 2ª-feira

Estados Unidos - m.m. 3 meses	0.60
Austrália - m.m. 3 meses	0.90
Hong Kong - short term	0.50
Indonésia - curto prazo	7.00
Japão - m.m. 3 meses	nil
Singapura - curto prazo	0.90
m.m. - mercado monetário	-0.32

Taxa de juro LIBOR (USD), %

Libor 6 meses	4.31

Notas:

(A) quantidade de moeda estrangeira por cada USD

* Taxa de juro de referência que o banco aplica

Preço futuru do café (USD cents/lb)

	26-nov-26	anterior
ICO	270.00	262.60

ICO = International Coffee Organization

Preço da energia (USD)

Petróleo bruto, W.T.I Cushing (por barril)	84.04
Gás natural, Nymex Henry Hub, $mmBtu.	3.68
Brent Crude Oil	94.61

Fontes: taxas de câmbio + índices das Bolsas + LIBOR + petróleo e gás natural: www.bloomberg.com; taxas de juro: The Economist; Café: Bloomberg

Para mais informações, contacte a Divisão de Estudos Económicos e Estatísticas da BCTL; telefone: 3313 718

BANCO CENTRAL DE TIMOR-LESTE (BCTL)
Avenida Xavier do Amaral
NO.09 P.O.BOX 59
Posto Administrativo Nain Feto
Suco Gricenfor, Aldeia Formosa
Tel: [+670] 3313 718 / Fax: [...] 3313 716

Exchange rates and financial information

26-Nov-26

The official currency of East Timor is the United States dollar. All payments and transactions within the country must be in the official currency. Commercial banks in East Timor establish foreign exchange rates acc their own criteria; the rates below are only for information purposes. The Central Bank publishes this information sheet with a range of financial data drawn from international sources as a public information service care has been taken to present accurate data, neither the Central Bank nor its staff can accept any responssability for any losses or other consequences arising from its use. ATTENTION TO THE CHANGES IN THE FOR EXCHANGE RATES AND OTHERS; FROM 1/SEP/05 IS WWW.BLOOMBERG.COM

	Today (T)	last	T - 1 week	T - 1 month
AUD / USD*	***0.6627***	***0.6631***	***0.6740***	***0.7014***
Euro /USD*	***1.0970***	***1.0963***	***1.0995***	***1.1235***
USD / IDR**	***18,332.0***	***18,230.0***	***18,256.0***	***18,060.0***
USD/THB**	***34.055***	***33.952***	***33.837***	***33.740***
USD / SGD**	***1.2901***	***1.2894***	***1.2885***	***1.2769***
USD / JPY**	***159.21***	***159.29***	***159.48***	***156.41***

** USD units per foreign currency unit; ** foreign currency units per USD*

Evolution of the USD/IDR exchange rate

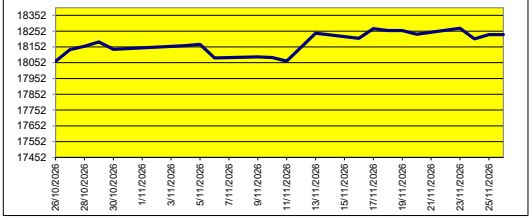

Note: an upward in the graphic means an appreciation of the USD regarding the IDR

Evolution of the AUD/USD exchange rate

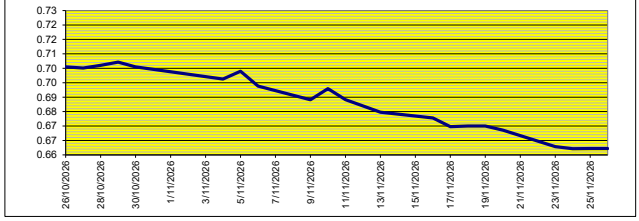

Note: an upward in the graphic means an appreciation of the USD regarding the AUD

Exchange rates; 9.00h (Timor time)				
(A) **country (1)**	**USD 1 =**		(B) **country (2)**	**USD equivalent**
Australia, Dollar (AUD)	1.5090		Australia, Dollar (AUD)	0.66270
New Zealand Dolar	1.8232		New Zealand Dolar	0.54850
Euroland, Euro (EUR)	0.9116		Euroland, Euro (EUR)	1.09700
British Pound	0.7627		British Pound	1.31110
Indonesia, Rupiah (IDR)	18,332		Indonesia, Rupiah (IDR)	0.000055
Hong Kong, Dollar (HKD)	7.8388		Hong Kong, Dollar (HKD)	0.12757
Japan, Yen (JPY)	159.21		Japan, Yen (JPY)	0.00628
Malaysia, Ringitt (MYR)	4.1195		Malaysia, Ringitt (MYR)	0.24275
Philippines, Peso (PHP)	63.673		Philippines, Peso (PHP)	0.01571
Singapore, Dollar (SGD)	1.2901		Singapore, Dollar (SGD)	0.77513
South Korea, Won (KRW)	1,344.6		South Korea, Won (KRW)	0.00074
Thailand, Baht (THB)	34.055		Thailand, Bat (THB)	0.02936
Vietnamese, Dong (VND)	25,809		Vietnamese, Dong (VND)	0.00004
Chinese Yuan Renminbi (CNY)	6.6675		Chinese Yuan Renminbi (CNY)	0.14998
Angolan Kwanza (AOA)	912.20		Angolan Kwanza (AOA)	0.00110
Brazilian Real (BRL)	5.8755		Brazilian Real (BRL)	0.17020
Brunei Dollar (BND)	1.2908		Brunei Dollar (BND)	0.77473
Cambodian Riel (KHR)	4,007.5		Cambodian Riel (KHR)	0.00025
Laotian Kip (LAK)	22,209.7		Laotian Kip (LAK)	0.00005
Mozambique New Metical (MZN)	63.200		Mozambique New Metical (MZN)	0.01582
Myanmar Kyat (MMK)	2,095.0		Myanmar Kyat (MMK)	0.00048
South African Rand (ZAR)	17.601		South African Rand (ZAR)	0.05681
Swiss Franc (CHF)	0.8328		Swiss Franc (CHF)	1.20077
Fiji Dollar (FJD)	2.2900		Fiji Dollar (FJD)	0.43668

Note: these rates are the reverse of those on column (A)

BANCO CENTRAL DE TIMOR-LESTE (BCTL)
Avenida Xavier do Amaral
NO.09 P.O.BOX 59
Posto Administrativo Nain Feto
Suco Gricenfor, Aldeia Formosa
Tel: [+670] 3313 718 / Fax: [...] 3313 716

Exchange rates and financial information

26-Nov-26

The official currency of East Timor is the United States dollar. All payments and transactions within the country must be in the official currency. Commercial banks in East Timor establish foreign exchange rates acc their own criteria; the rates below are only for information purposes. The Central Bank publishes this information sheet with a range of financial data drawn from international sources as a public information service care has been taken to present accurate data, neither the Central Bank nor its staff can accept any responssability for any losses or other consequences arising from its use. ATTENTION TO THE CHANGES IN THE FOR EXCHANGE RATES AND OTHERS; FROM 1/SEP/05 IS WWW.BLOOMBERG.COM

Current Stock Exchange indicators		
November 26, 2026 (close)		
Indicator	*Value*	Δ
Dow Jones (US)	50,182.95	164.25
NASDAQ (US)	23,585.80	-147.74
FTSE 100 (UK)	10,426.94	-40.13
Nikkei (Jap)	57,011.62	-1633.01
Hang Seng (H.Kong)	21,966.01	-253.64
Australia	8,720.80	36.80
Jakarta	5,197.61	-43.98
Singapore	4,930.83	-28.04

Notes:
(A) amount of each currency per 1 USD
(B) amount of USD per 1 unit of each currency

Interest rates, % year; updated Monday	
United States - 3-month m.mkt.	0.60
Australia - 3-month m. mkt.	0.90
Hong Kong - short term	0.50
Indonesia - short term	7.00
Japan - 3-month m. mkt.	nil
Singapore - short term	0.90

m.mkt. = money market

Interest rate: LIBOR (USD), %	
Libor 6 months	4.31

Coffee future price(USD cents/lb)		
	26-Nov-26	Prev.day
ICO	270.0	262.6

ICO = International Coffee Organization

Energy prices (USD)	
Crude oil, W.T.I Cushing (barrel)	84.04
Brent Crude Oil	94.61
Natural gas, Nymex Henry Hub, $mmBtu.	3.68

Sources: exchanges rates + stocks + LIBOR + oil and gas: www.bloomberg.com ; interest rates: The Economist, Coffee: Bloomberg

For more information, please contact BCTL Economic Studies and Statistics Division at phone: 3313 718

ording with
. While every
SOURCE

ording with
. While every
SOURCE